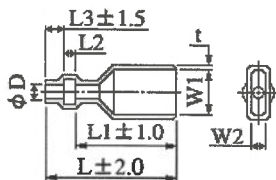


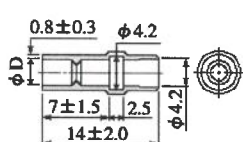
# 圧着端子絶縁スリーブ

ST

寸法表



品名	W1	W2	D	L	L1	L2	L3	t (STD)	t (UL)
ST110-20-23-15.5	4	1.8	2	23	15.5	2.5	5	0.8	1
ST110-25-23-15.5	4	1.8	2.5	23	15.5	2.5	5	0.8	1
ST110-30-23-15.5	4	1.8	3	23	15.5	2.5	5	0.8	1
ST187-20-23-15.5	6	2.3	2	23	15.5	2.5	5	0.8	1
ST187-25-23-15.5	6	2.3	2.5	23	15.5	2.5	5	0.8	1
ST187-30-23-15.5	6	2.3	3	23	15.5	2.5	5	0.8	1
ST187-32-23-15.5	6	2.3	3.2	23	15.5	2.5	5	0.8	1
ST187-35-23-15.5	6	2.3	3.5	23	15.5	2.5	5	0.8	1
ST187-40-23-15.5	6	2.3	4	23	15.5	2.5	5	0.8	1
ST187-45-23-15.5	6	2.3	4.5	23	15.5	2.5	5	0.8	1
ST205-25-23-15.5	6.5	3.2	2.5	23	15.5	2.5	5	0.8	1
ST205-30-23-15.5	6.5	3.2	3	23	15.5	2.5	5	0.8	1
ST205-35-23-15.5	6.5	3.2	2.5	23	15.5	2.5	5	0.8	1
ST205-40-23-15.5	6.5	3.2	4	23	15.5	2.5	5	0.8	1
ST205-45-23-15.5	6.5	3.2	4.5	23	15.5	2.5	5	0.8	1
ST250-20-26-18	8	3.5	2	26	18	3	5	0.8	1
ST250-25-26-18	8	3.5	2.5	26	18	3	5	0.8	1
ST250-28-26-18	8	3.5	2.8	26	18	3	5	0.8	1
ST250-30-26-18	8	3.5	3	26	18	3	5	0.8	1
ST250-32-26-18	8	3.5	3.2	26	18	3	5	0.8	1
ST250-35-26-18	8	3.5	3.5	26	18	3	5	0.8	1
ST250-40-26-18	8	3.5	4	26	18	3	5	0.8	1
ST250-45-26-18	8	3.5	4.5	26	18	3	5	0.8	1
ST250-50-26-18	8	3.5	5	28	18	3	5	0.8	1
ST10-25-34-26	11.5	5.5	2.5	34	26	3	5	1	1.2
ST10-32-34-26	11.5	5.5	3.2	34	26	3	5	1	1.2



## SA

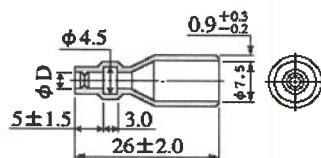
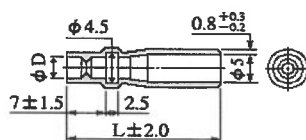
### 寸法表

品名	SA-25	SA-28	SA-30	SA-35	SA-40
Dφ	2.5	2.8	3	3.5	4

## SB

### 寸法表

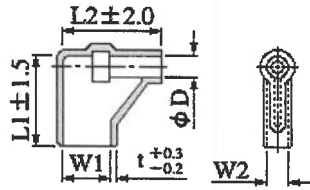
品名	Dφ	L
SB25-27	2.5	27
SB28-27	2.8	27
SB30-27	3	27
SB32-27	3.2	27
SB35-27	3.5	27
SB25-34	2.5	34
SB28-34	2.8	34
SB30-34	3	34
SB32-34	3.2	34
SB35-34	3.5	34
SB40-34	4	34



## DA

### 寸法表

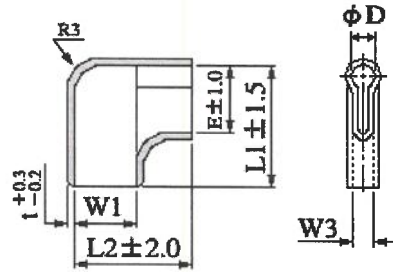
品名	DA2-25	DA2-28	DA2-30
Dφ	2.5	2.8	3



### 旗型

#### 寸法表

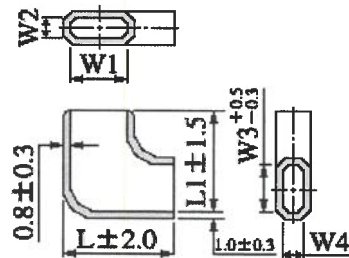
品名	W1	W2	D	L1	L2	t
SH110-35	4.5	2.5	3.5	12	15	0.8
SH187-30-12	6	2.5	3	12.5	13	0.8
SH187-30-14	6	2.5	3	14	13	0.8
SH187-35-14	6	2.5	3.5	14	13	0.8
SH187-40-14	6	2.5	4	14	13	0.8
SH250-25-17	8	3.5	2.5	17	16	1
SH250-30-17	8	3.5	3	17	16	1
SH250-40-17	8	3.5	4	17	16	1
SH250-50-17	8	3.5	5	17	16	1
SH250-60-17	8	3.5	6	17	16	1



### 旗型後入れ

#### 寸法表

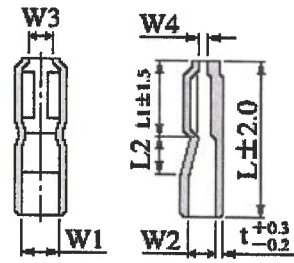
品名	W1	W2	D	E	L1	L2	t
SH187-KM2-14	6	2.5	3	8	14	13	0.8
SH250-KM2-17	8	3.5	4	10	17	16	1



### 旗型シリコン

#### 寸法表

品名	W1	W2	W3	W4	L1	L2
SH187KMR TV-B	5.6	3	5	3	13	11
SH250KMR TV-B	8	3.5	7.3	3.5	15	15



平型後入れ

寸法表

品名	L	L1	L2	W1	W2	W3	W4	t
ST110F	23	9.5	4	4	2.3	3.3	1	0.8
ST110ES	21	9.5	4	4	2.3	3.3	1	0.8
ST187F	23	9	5	6	2.75	5	1.1	1
ST187ES	21	9	5	6	2.75	5	1.1	1
ST250F	26	10.5	5.5	8	3.55	7	1.25	1
ST250ES	24.5	10.5	5.5	8	3.55	7	1.25	1